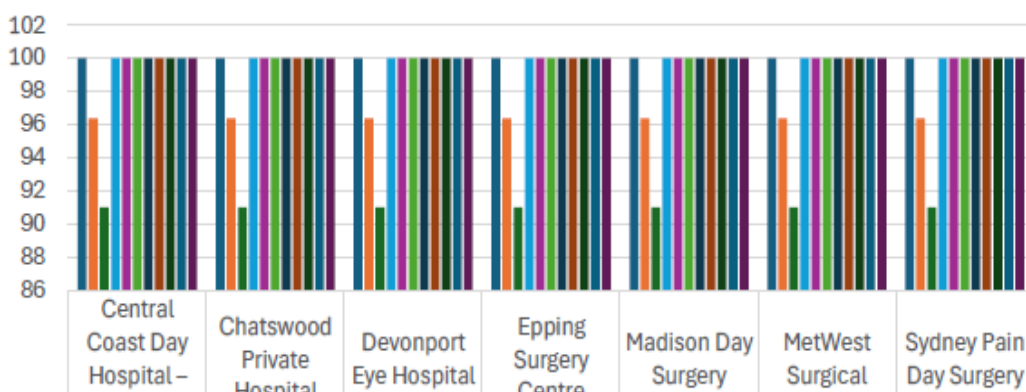


Chatswood Private Hospital (CPH) is a part of PresMed Australia (PMA). CPH and PMA are members of the Australian Council on Healthcare Standards (ACHS) along with other public and private health facilities across Australia. Every six months, all PMA facilities submit clinical outcomes data to the ACHS to compare and benchmark our clinical care. This data is evaluated by staff, doctors and management to improve patient care, service delivery and quality improvement. Review of our data for the second half of 2023 demonstrates excellent results consistent with high standards of patient safety and clinical outcomes. Below are some key highlights:

Day Patient CI 1.1

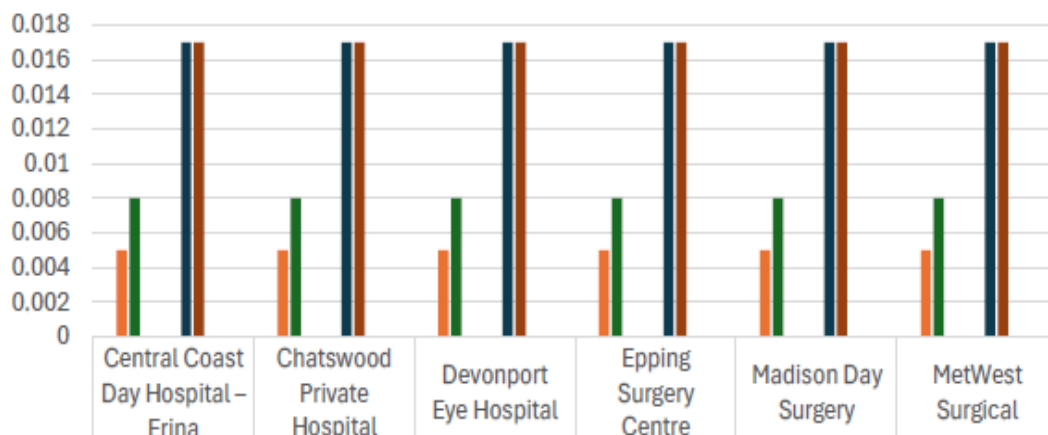
Booked patients assessed before admission



	Central Coast Day Hospital – Erina	Chatswood Private Hospital	Devonport Eye Hospital	Epping Surgery Centre	Madison Day Surgery	MetWest Surgical	Sydney Pain Day Surgery
■ HCO Rate 2H2023	100	100	100	100	100	100	100
■ Private Peer Group Aggregate Rate 2H2023	96.376	96.376	96.376	96.376	96.376	96.376	96.376
■ General Aggregate Rate 2H2023	90.983	90.983	90.983	90.983	90.983	90.983	90.983
■ Presmed Aggregate Rate 2H2023	100	100	100	100	100	100	100

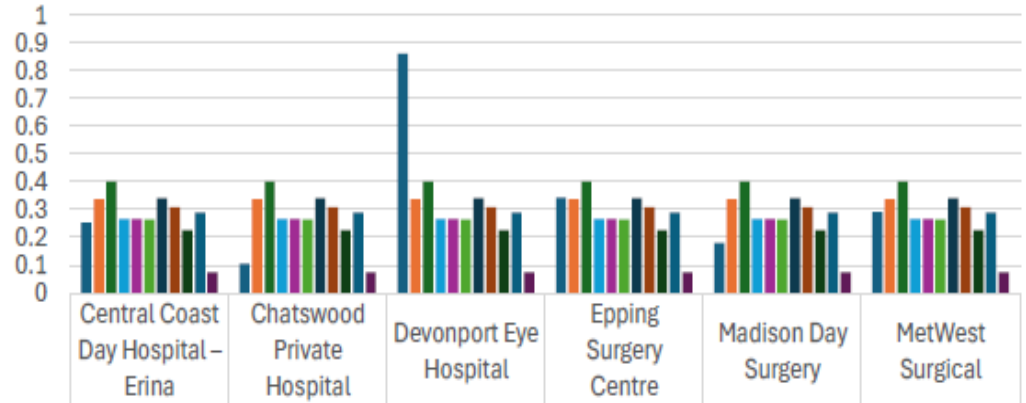
Ophthalmology CI 1.2

Cataract surgery - treatment within 28 days due to endophthalmitis



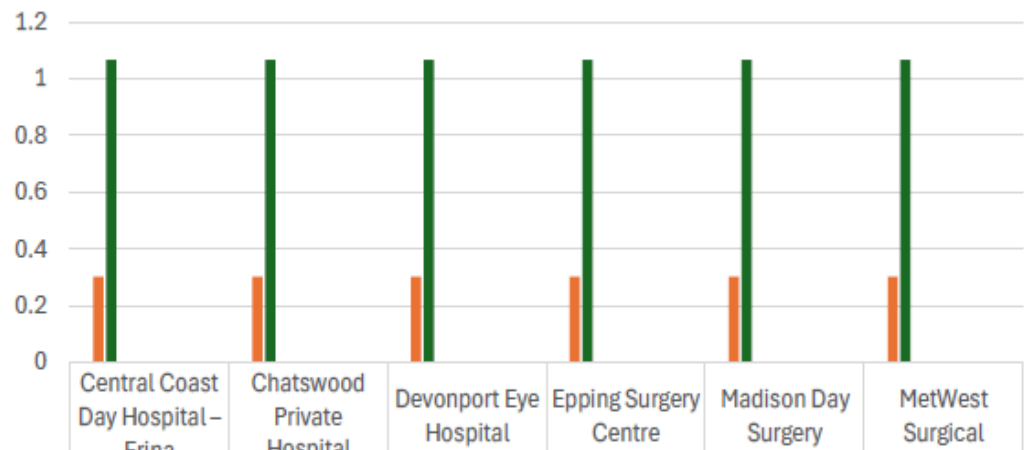
	Central Coast Day Hospital – Erina	Chatswood Private Hospital	Devonport Eye Hospital	Epping Surgery Centre	Madison Day Surgery	MetWest Surgical
■ HCO Rate 2H2023	0	0	0	0	0	0
■ Private Peer Group Aggregate Rate 2H2023	0.005	0.005	0.005	0.005	0.005	0.005
■ General Aggregate Rate 2H2023	0.008	0.008	0.008	0.008	0.008	0.008
■ Presmed Aggregate Rate 2H2023	0.000	0.000	0.000	0.000	0.000	0.000

Ophthalmology CI 1.3
Cataract surgery - anterior vitrectomy



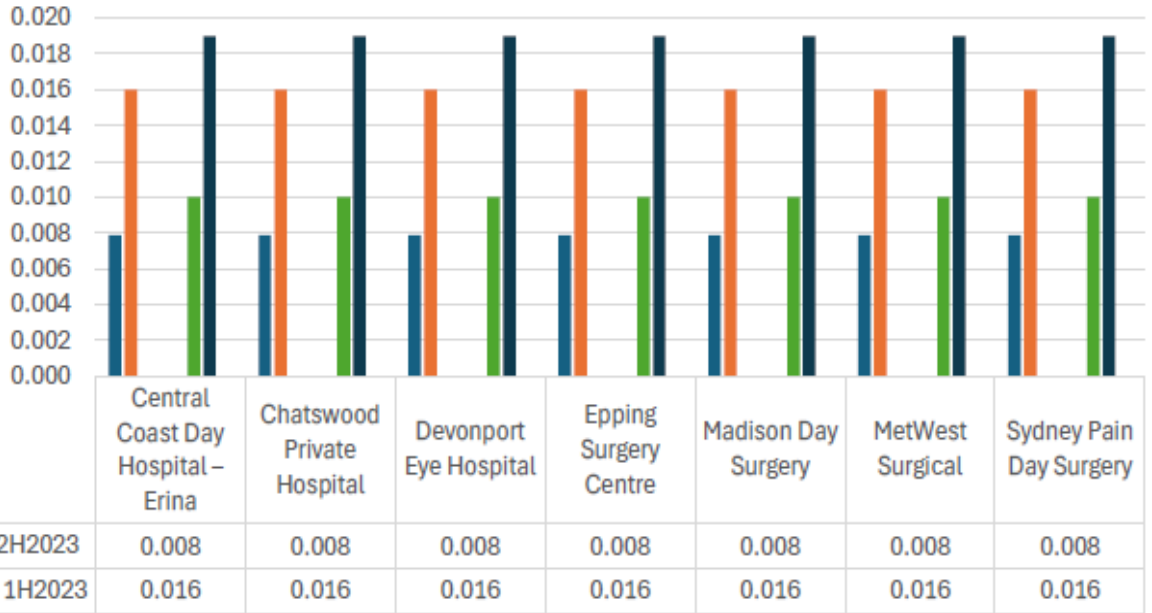
■ HCO Rate 2H2023	0.253	0.105	0.862	0.342	0.179	0.292
■ Private Peer Group Aggregate Rate 2H2023	0.339	0.339	0.339	0.339	0.339	0.339
■ General Aggregate Rate 2H2023	0.402	0.402	0.402	0.402	0.402	0.402
■ Presmed Aggregate Rate 2H2023	0.267	0.267	0.267	0.267	0.267	0.267

Ophthalmology CI 2.1
Intraocular glaucoma surgery - unplanned readmissions within 28 days

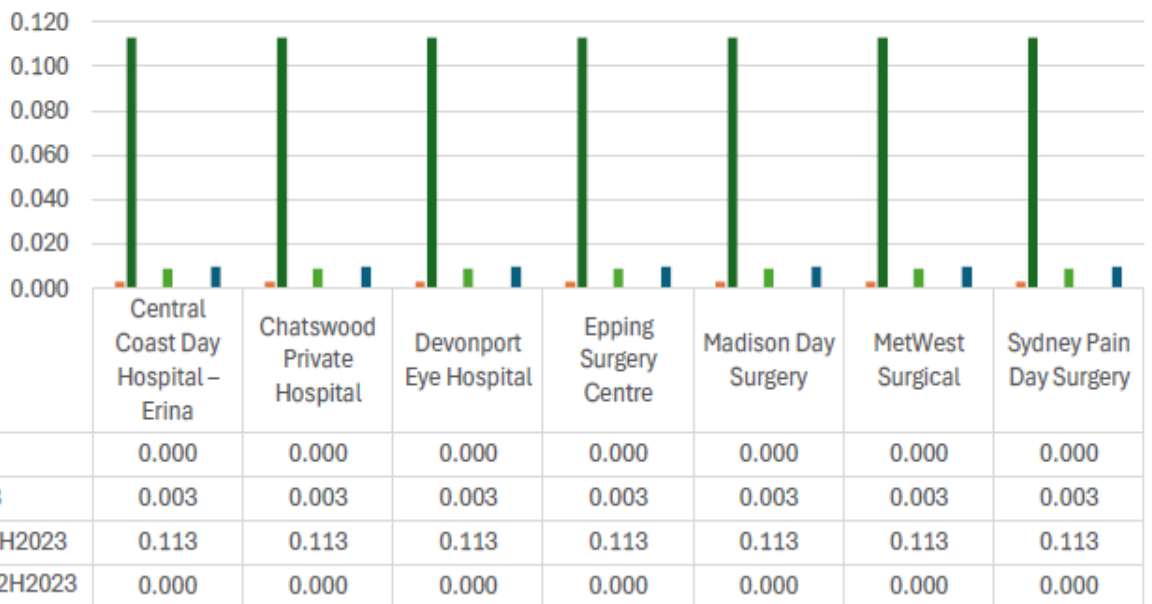


■ HCO Rate 2H2023	0	0	0	0	0	0
■ Private Peer Group Aggregate Rate 2H2023	0.303	0.303	0.303	0.303	0.303	0.303
■ General Aggregate Rate 2H2023	1.067	1.067	1.067	1.067	1.067	1.067
■ Presmed Aggregate Rate 2H2023	0.000	0.000	0.000	0.000	0.000	0.000

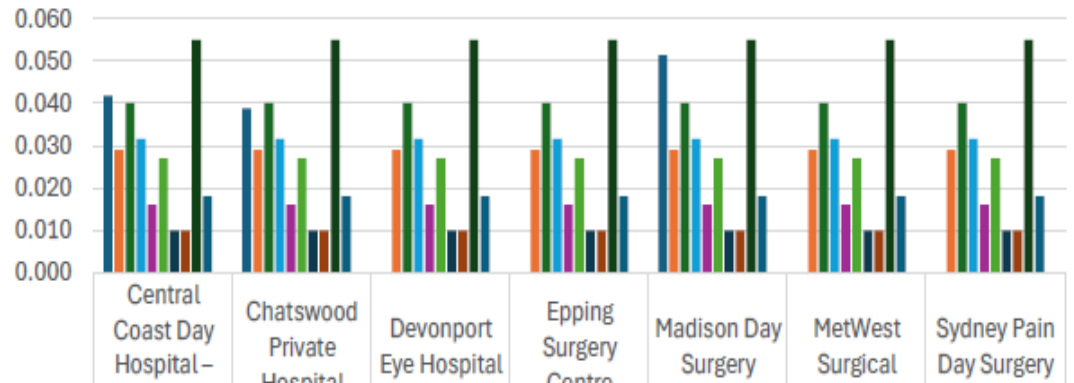
Anaesthesia and Perioperative Care CI 3.4
Severe pain not responding to pain protocol in the recovery period



Anaesthesia and Perioperative Care CI 4.1
Unplanned ICU admission within 24 hours after procedure

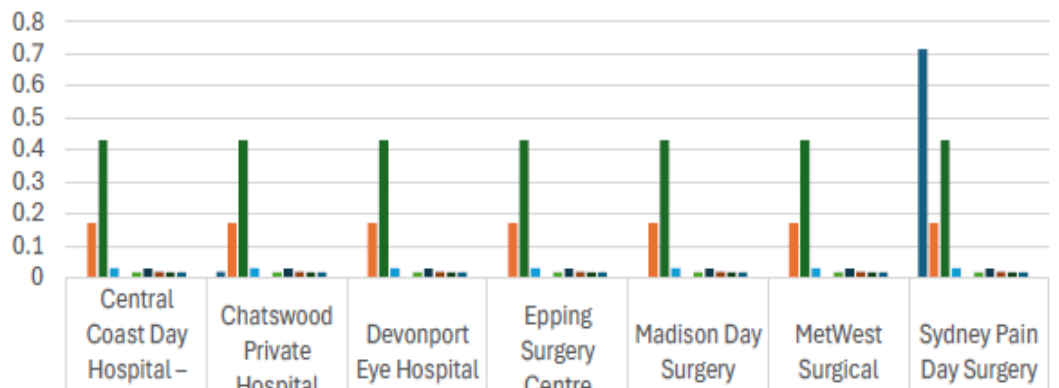


Day Patient CI 5.1
Unplanned return to operating room on same day as initial procedure



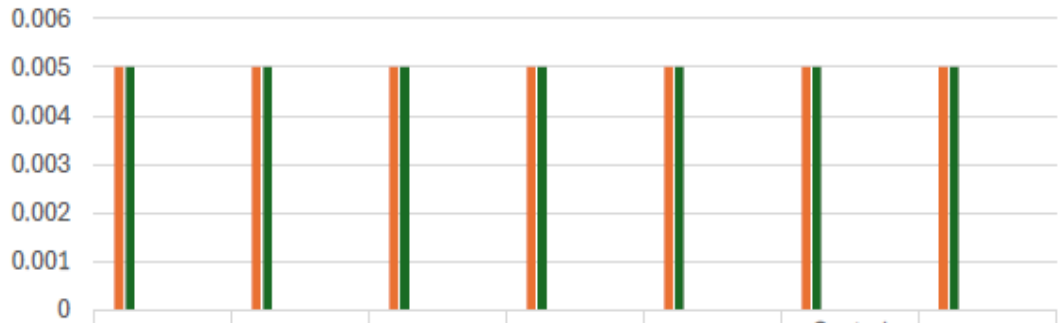
■ HCO Rate 2H2023	0.042	0.039	0	0	0.051	0	0
■ Private Peer Group Aggregate Rate 2H2023	0.029	0.029	0.029	0.029	0.029	0.029	0.029
■ General Aggregate Rate 2H2023	0.04	0.04	0.04	0.04	0.04	0.04	0.04
■ Presmed Aggregate Rate 2H2023	0.0316	0.0316	0.0316	0.0316	0.0316	0.0316	0.0316

Day Patient CI 6.1
Unplanned transfer or overnight admission related to procedure



■ HCO Rate 2H2023	0	0.019	0	0	0	0	0.713
■ Private Peer Group Aggregate Rate 2H2023	0.172	0.172	0.172	0.172	0.172	0.172	0.172
■ General Aggregate Rate 2H2023	0.429	0.429	0.429	0.429	0.429	0.429	0.429
■ Presmed Aggregate Rate 2H2023	0.0316	0.0316	0.0316	0.0316	0.0316	0.0316	0.0316

Medication Safety CI 6.3
Medication errors - adverse event requiring intervention



	Epping Surgery Centre	Madison Day Surgery	Sydney Pain Day Surgery	Chatswood Private Hospital	MetWest Surgical	Central Coast Day Hospital - Erina	Devonport Eye Hospital
■ HCO Rate 2H2023	0	0	0	0	0	0	0
■ Private Peer Group Aggregate Rate 2H2023	0.005	0.005	0.005	0.005	0.005	0.005	0.005
■ General Aggregate Rate 2H2023	0.005	0.005	0.005	0.005	0.005	0.005	0.005
■ Presmed Aggregate Rate 2H2023	0	0	0	0	0	0	0